



QUICK START GUIDE



TUNE760 NC



WHAT'S IN THE BOX



POWER ON & CONNECT




POWER ON AND
AUTOMATICALLY ENTER PAIRING MODE

CHOOSE "JBL TUNE760NC" TO CONNECT

MANUAL PAIRING



POWER OFF



MANUAL PAIRING MODE



CHOOSE "JBL TUNE760NC" TO CONNECT

BUTTON COMMAND

SIRI®/GOOGLE ASSISTANT/BIXBY
>2s



×1



×1



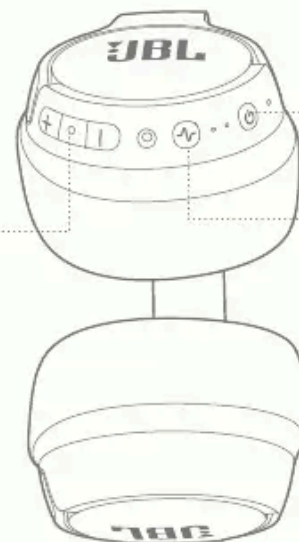
>2s



>2s



×1



>2s



×1

WIRED LISTENING





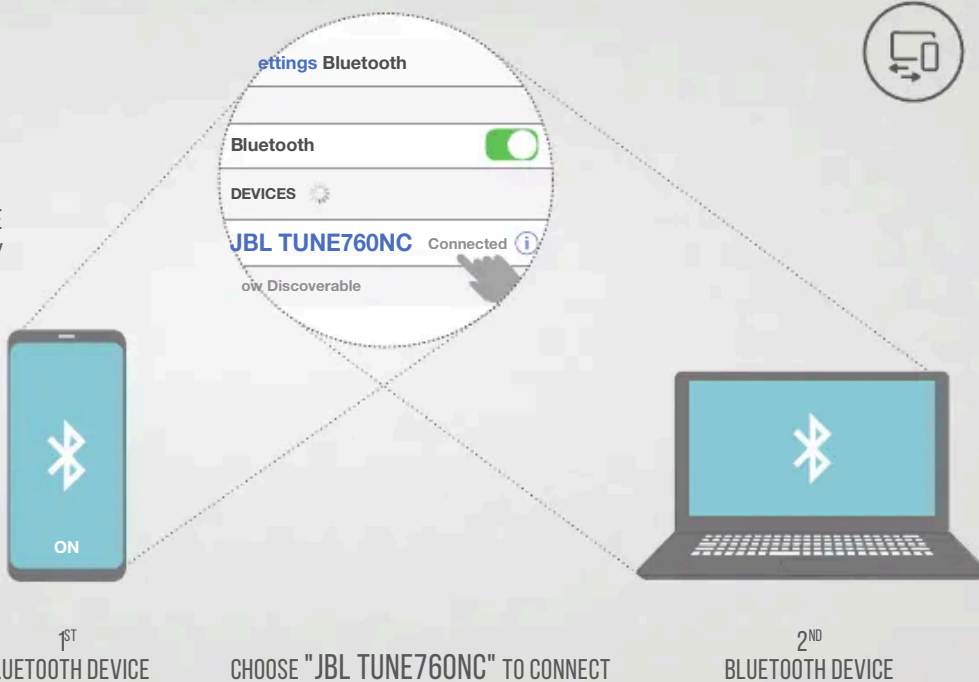
MULTI-POINT CONNECTION



* (MAXIMUM 2 DEVICES)

ENTER PAIRING MODE WITH THE 2ND DEVICE

- 1 TO SWITCH MUSIC SOURCE, PAUSE THE MUSIC ON THE CURRENT DEVICE AND SELECT PLAY ON THE 2ND DEVICE.
- 2 PHONE CALL WILL ALWAYS TAKE PRIORITY.
- 3 IF ONE DEVICE GOES OUT OF BLUETOOTH RANGE OR POWERS OFF, YOU MAY NEED TO MANUALLY RECONNECT THE REMAINING DEVICE.
- 4 SELECT "FORGET THIS DEVICE" ON YOUR BLUETOOTH DEVICES TO DISCONNECT MULTI-POINT.



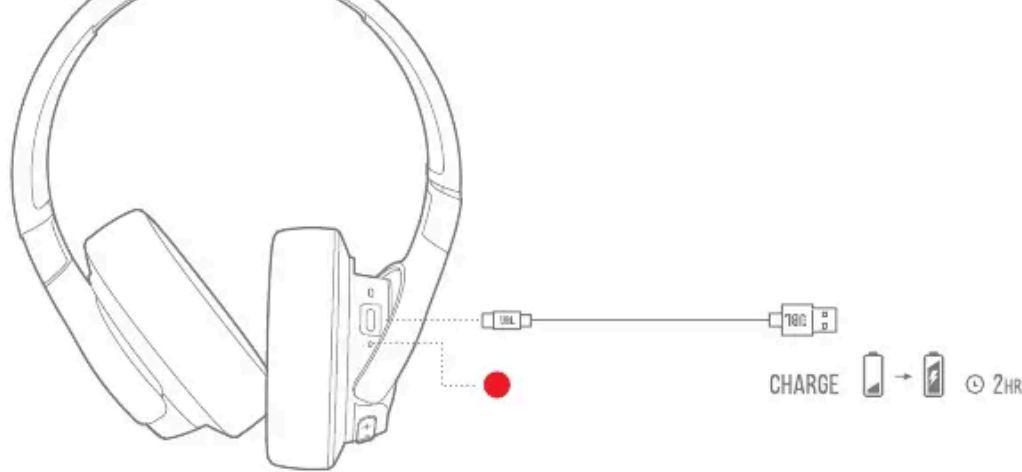
1ST
BLUETOOTH DEVICE

CHOOSE "JBL TUNE760NC" TO CONNECT


2ND
BLUETOOTH DEVICE

CHARGING





LED BEHAVIORS



TECH SPEC

Model: TUNE760NC
Driver size: 40 mm Dynamic Driver
Power supply: 5V 1A
Weight: 220 g / 0.485 lbs
Headset battery type: Polymer Li-ion battery (610 mAh / 3.7 V)
Charging time: < 2 hrs from empty
Music play time with BT on and ANC on: 35 hrs
Music play time with BT on and ANC off: 50 hrs
Frequency response: 20 Hz - 20 kHz
Impedance: 32 ohm
Sensitivity passive mode: 103 dB SPL/1 mW
Sensitivity active mode: 95 dB SPL/1 mW
Maximum SPL: 95 dB
Microphone sensitivity: -30 dBV/Pa
Bluetooth version: 5.0
Bluetooth profile version: A2DP 1.3, AVRCP 1.5, HFP 1.6
Bluetooth transmitter frequency range: 2.4 GHz - 2.4835 GHz
Bluetooth transmitted power: < 10 dBm
Bluetooth transmitted modulation: GFSK, $\pi/4$ DQPSK, 8DPSK
Maximum operation temperature: 45 °C



